

# NB Private Equity Partners Limited

## CONTACT INFORMATION

For questions about NBPE, please contact the Investor Relations department of the Investment Manager at the phone number or email address listed below:

## INVESTMENT MANAGER

NB Alternatives Advisers LLC  
325 N. Saint Paul Street  
Suite 4900  
Dallas, TX 75201  
United States of America  
IR\_NBPE@nb.com  
Tel. +1.214.647.9593  
Fax. +1.214.647.9501

## REGISTERED OFFICE

NB Private Equity Partners Limited  
P.O. Box 225  
Heritage Hall, Le Marchant Street  
St. Peter Port, Guernsey GY1 4HY  
Channel Islands  
www.nbprivateequitypartners.com  
Tel. +44-(0)1481.716.000  
Fax. +44-(0)1481.728.452

## ORDINARY SHARE INFORMATION

Trading Symbol: NBPE  
Exchange: Euronext Amsterdam & London Stock Exchange  
Euronext Admission Date: 25 July 2007  
LSE Admission Date: 30 June 2009  
Base Currency: USD  
Bloomberg: NBPE NA, NBPE LN  
Reuters: NBPE.AS, NBPE.L  
ISIN: GG00B1ZBD492  
COMMON: 030991001

## ZDP SHARE INFORMATION

Trading Symbol: NBPZ  
Exchange: London Stock Exchange & Channel Islands Stock Exchange  
Admission Date: 1 December 2009  
Base Currency: GBP  
Bloomberg: NBPEGBP LN  
Reuters: NBPEO.L  
ISIN: GG00B4ZXGJ22  
SEDOL: B4ZXGJ2

As of 31 December 2009, the investment portfolio included exposure to 57 underlying investments and over 2,300 underlying portfolio companies.

\* Includes both equity and mezzanine co-investments.

\*\* As of 31 December 2009 and 30 November 2009, there were 51,059,592 Class A ordinary shares and 10,000 Class B ordinary shares outstanding, with 3,150,408 Class A ordinary shares held in treasury.

\*\*\* As of 31 December 2009, there were 30,000,000 ZDP shares outstanding

31 December 2009<sup>1</sup>

## COMPANY OVERVIEW

NB Private Equity Partners Limited ("NBPE" or "the Company") is a closed-end investment company registered under the laws of Guernsey managed by NB Alternatives Advisers LLC (the "Investment Manager"), an indirect wholly owned subsidiary of Neuberger Berman Group LLC. NBPE invests in private equity funds managed by leading sponsors, including fund of funds managed by the Investment Manager, and makes direct private equity investments alongside leading sponsors ("co-investments"). NBPE's investment objective is to produce attractive returns on its capital from its private equity investments while managing investment risk through portfolio diversification across asset class, vintage year, geography, industry and sponsor.

## INVESTMENT MANAGER COMMENTARY

In December, the Company received £29.5 million (\$49.0 million) in proceeds from the previously announced issuance of zero dividend preference shares ("ZDP Shares").

The Company also entered into a long-term currency forward contract to hedge a significant portion of the liability associated with the new ZDP shares into USD. Under the terms of the contract, NBPE agreed to purchase £40 million at a defined rate in May 2017, protecting much of the final capital entitlement from fluctuations in the Sterling exchange rate. At present, NBPE's Investment Manager estimates that the remaining currency risk of the final capital entitlement is indirectly hedged by portfolio investments that are denominated in Sterling.

During December, NBPE continued to close portions of the secondary purchase that was previously announced in October's monthly report. The secondary investments that closed in December represented \$4.8 million of total private equity exposure.

In aggregate, NBPE invested \$6.5 million in private equity investments and received \$6.6 million of distributions during the month. As a result of this investment activity as well as the issuance of ZDP shares, the Company's private equity investment level increased to 112% of total net asset value at 31 December 2009. During December, approximately 67% of capital calls were invested in buyout funds, 29% were invested in a buyout co-investment, 1% were invested in distressed funds and 3% were invested in growth equity / venture funds. The distributions were related to the Company's investments in ArcLight Energy Partners IV, Platinum Equity Capital Partners II, a direct co-investment, the recently closed secondary investment, as well as certain other funds.

As of 31 December 2009, the unaudited net asset value per share was \$9.04, which represents an increase of 0.6% compared to the unaudited net asset value per share of \$8.99 at 30 November 2009. During December, NBPE's portfolio value increased due to \$2.8 million of unrealized gains on credit-related fund investments and \$2.1 million of unrealized gains related to public equity securities. These gains in value were offset by \$1.1 million of unrealized losses related to negative foreign exchange adjustments.

## NET ASSET VALUE DEVELOPMENT

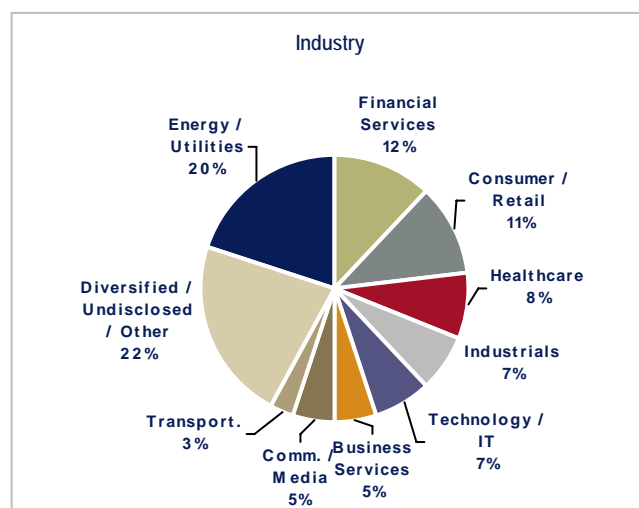
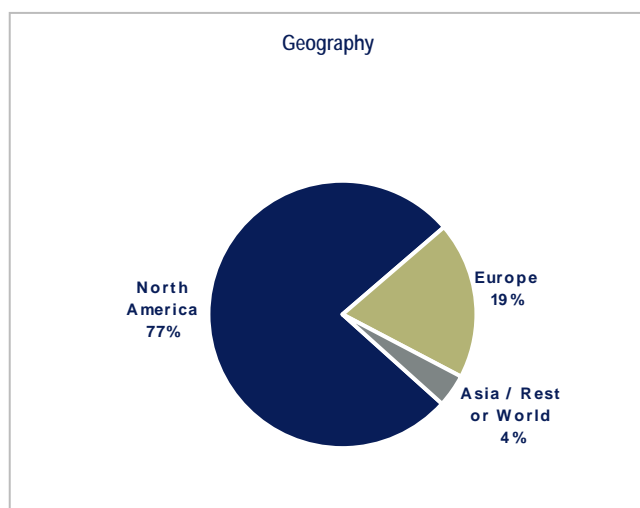
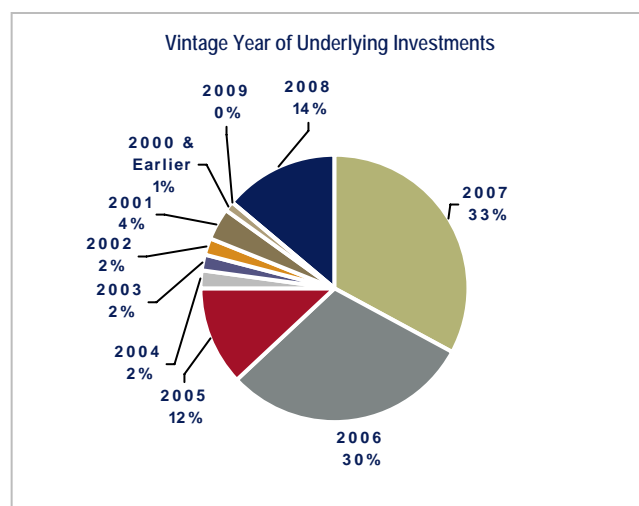
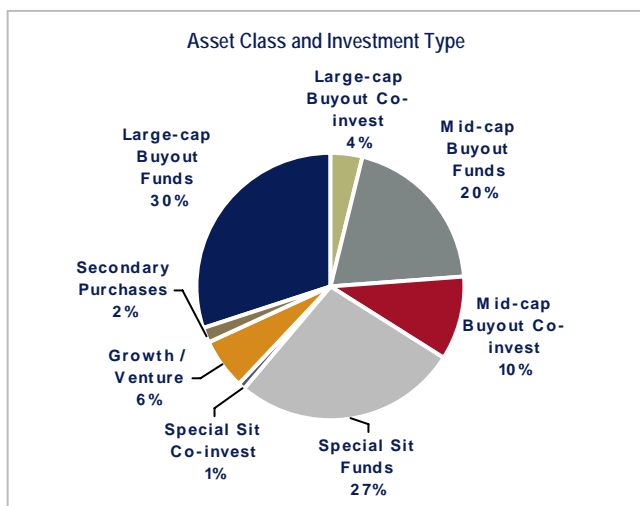
(\$ in millions, except per share data)

	31 December 2009	30 November 2009
	Monthly	Monthly
<b>Summary of Net Asset Value of Common Equity</b>		
Direct Fund Investments and Fund of Funds Investments	\$442.2	\$439.1
Co-investments *	\$73.0	\$71.1
<b>Total Private Equity Investments</b>	<b>\$515.2</b>	<b>\$510.2</b>
Cash and Cash Equivalents (Including ZDP Proceeds)	\$63.9	\$42.6
Credit Facility Outstanding	(\$65.8)	(\$90.7)
ZDP Share Liability (Due 31 May 2017)	(\$48.9)	
Net Other Assets (Liabilities), including Minority Interest	(\$2.5)	(\$2.9)
<b>Net Asset Value</b>	<b>\$461.9</b>	<b>\$459.2</b>
<b>Net Asset Value per Share **</b>	<b>\$9.04</b>	<b>\$8.99</b>
<b>Closing Share Price (Euronext Amsterdam)</b>	<b>\$5.00</b>	<b>\$4.95</b>
<b>Premium (Discount)</b>	<b>(44.7%)</b>	<b>(44.9%)</b>
<b>Summary of Private Equity Exposure</b>		
Estimated Fair Value of Private Equity Investments	\$515.2	\$510.2
Unfunded Private Equity Commitments	\$155.0	\$153.8
<b>Total Private Equity Exposure</b>	<b>\$670.2</b>	<b>\$663.9</b>
Private Equity Investment Level	112%	111%
Cash + Undrawn Committed Credit Facility	\$248.1	\$202.0
Commitment Cover Ratio	160%	131%
<i>(In £)</i>		
<b>Summary of the Zero Dividend Preference Shares</b>		
<b>ZDP Net Asset Value per Share***</b>	<b>100.79p</b>	-
<b>Closing ZDP Share Price (London Stock Exchange)</b>	<b>100.50p</b>	-
<b>Premium (Discount)</b>	<b>(0.3%)</b>	-

31 December 2009<sup>1</sup>

**PRIVATE EQUITY PORTFOLIO DIVERSIFICATION**

Key information about NBPE's portfolio of private equity investments based upon fair value at 31 December 2009 was as follows: <sup>2</sup>



Based on total private equity exposure, which includes unfunded commitments, the diversification of NBPE's portfolio of private equity investments at 31 December 2009 was as follows: <sup>2</sup>

- Asset class and investment type – large-cap buyout funds: 31%; large-cap buyout co-investments: 3%; mid-cap buyout funds: 21%; mid-cap buyout co-investments: 8%; special situations funds: 26%; special situations co-investments: 1%; growth / venture: 8%; secondary purchases: 2%
- Vintage year of fund or co-investment – 2000 & earlier: 1%; 2001: 3%; 2002: 2%; 2003: 2%; 2004: 2%; 2005: 11%; 2006: 30%; 2007: 35%; 2008: 13%; 2009: 1%
- Geography – North America: 74%; Europe: 22%; Asia / rest of world: 4%
- Industry – energy / utilities: 19%; financial services: 12%; consumer / retail: 11%; industrials: 10%; healthcare: 7%; technology / IT: 7%; communications / media: 7%; business services: 6%; transportation: 4%; diversified / undisclosed / other: 17%

The diversification of NBPE's unfunded private equity commitments at 31 December 2009 was as follows: <sup>2</sup>

- Asset class and investment type – large-cap buyout funds: 33%; mid-cap buyout funds: 24%; mid-cap buyout co-investments: 4%; special situations funds: 21%; growth / venture: 16%; secondary purchases: 2%
- Vintage year of fund or co-investment – 2000 & earlier: 0%; 2001: 1%; 2002: 0%; 2003: 0%; 2004: 1%; 2005: 8%; 2006: 33%; 2007: 42%; 2008: 10%; 2009: 5%

31 December 2009<sup>1</sup>

#### **VALUATION METHODOLOGY**

The Company carries its private equity investments on its books at fair value using the best information it has reasonably available to determine or estimate fair value. Publicly traded securities are valued based on quoted prices as of the last day of the relevant period less discounts to reflect legal restrictions, if any, that affect marketability. The Company determines such values for publicly traded securities held directly as well as known public positions held in the underlying private equity investments on a look-through basis. The Company estimates fair value for private interests based on a methodology that begins with the most recent information available from the general partner of the underlying fund or the lead investor of a direct co-investment, and considers subsequent transactions, such as drawdowns or distributions, as well as other information judged to be reliable that reports or indicates valuation changes, including realizations and other portfolio company events. The Company proactively re-values its investments before it has received updated information from the fund manager or lead sponsor if it becomes aware of material events that justify a change in valuation.

NBPE will issue an annual report as of and for the period ending 31 December 2009 in mid-March that will include financial statements prepared in accordance with accounting principles generally accepted in the United States. NBPE is required to consider, and will consider, all known material information in preparing such financial statements, including information that may become known subsequent to the issuance of this monthly report. Accordingly, amounts included in the financial statements may differ from this monthly report.

#### **LIQUIDITY ENHANCEMENT AGREEMENT**

On 21 July 2008, the Company entered into a Liquidity Enhancement Agreement with ABN AMRO Bank N.V. London Branch ("ABN") in order to enhance and strengthen the liquidity in the trading of NBPE's Class A ordinary shares on Euronext Amsterdam by NYSE Euronext ("Euronext Amsterdam"). Under the terms of the Liquidity Enhancement Agreement the Company has granted to ABN sole discretion, in the name and for the account for the Company, to effect (subject to any required shareholder authority, all applicable legal and regulatory requirements and within certain agreed parameters) repurchases and sales out of treasury of the Company's Class A ordinary shares on Euronext Amsterdam. During December 2009, there were no shares repurchased under the Agreement. As of 31 December 2009, there were 51,059,592 Class A ordinary shares and 10,000 Class B ordinary shares outstanding, with 3,150,408 Class A ordinary shares held in treasury.

1. Figures provided are unaudited and subject to change. Certain numbers may not total due to rounding.

2. The diversification analysis by asset class and investment type is based on the net asset value of underlying fund investments and co-investments (including unfunded commitments on a total private equity exposure basis). The diversification analysis by vintage year, geography and industry is based on the diversification of underlying portfolio company investments at fair value as estimated by the Investment Manager. The vintage year diversification also includes an allocation of net cash flows and valuation adjustments made since financial statements were last received from the investment sponsor. Determinations regarding asset class, investment type, geography and industry, as well as the allocation of unfunded commitments on a total private equity exposure basis, also represent the Investment Manager's estimates. Accordingly, the actual diversification of the Company's investment portfolio and the diversification of the Company's investment portfolio on an ongoing basis may vary from the foregoing information.

This document is not intended to be an investment advertisement or sales instrument; it constitutes neither an offer nor an attempt to solicit offers for the securities described herein. This report was prepared using financial information contained in NBPE's books and records as of the reporting date. This information is believed to be accurate but has not been audited by a third party. This report describes past performance, which may not be indicative of future results. NBPE does not accept any liability for actions taken on the basis of the information provided.

NBPE is registered with the Dutch Authority for the Financial Markets as a collective investment scheme which may offer participations in The Netherlands pursuant to article 2:66 of the Financial Markets Supervision Act (Wet op het financieel toezicht). All investments are subject to risk. Past performance is no guarantee of future returns. Prospective investors are advised to seek expert legal, financial, tax and other professional advice before making any investment decision. The value of investments may fluctuate. Results achieved in the past are no guarantee of future results.